

HOW TO VIEW A SUMMARY RECORDS CARD AND TAX INFORMATION

STEP 1: Click on the button that says **Property Search** on the left side of the screen.


Welcome to Oxford, MA - Microsoft Internet Explorer

File Edit View Favorites Tools Help


Back Forward Stop Home Search Favorites Print Mail News RSS Feeds

Address http://www.town.oxford.ma.us/Pages/index

Google Go 10 blocked Check Look for Map AutoFill Send to Settings



Town of Oxford MASSACHUSETTS



On Our Site

- Town Departments
- Where do I go for?
- Calendars
- Downloadable Forms
- Online Payments
- Property Search**
- Useful Websites
- Directions

Search Our Site

☐ Site ☐ This Folder

Search

Links for Residents

[Employment Opportunities](#) [Voter Registration](#)

[Burn Season Information](#) [Oxford Public Schools](#)

[Oxford Community Center](#) [Useful Public Health Links](#)

[Annual Town Meeting & Election Calendar](#)

[MORE](#)

Links for Businesses

[Step-by-Step, Forming Your Business](#) [Mass Business Assistance Resource Center](#)

[Building Applications & Forms](#) [Board of Health Applications](#)

[Planning Department - Forms](#)

[Cable News Access](#)

[MORE](#)

Town News

9.4.07 [BULK ITEM DROP OFF](#)

7.31.07 [SCHOOL STREET PARKING NOTICE](#)

6.11.07 [TOWN REPORTS AVAILABLE](#)

[MORE-->](#)

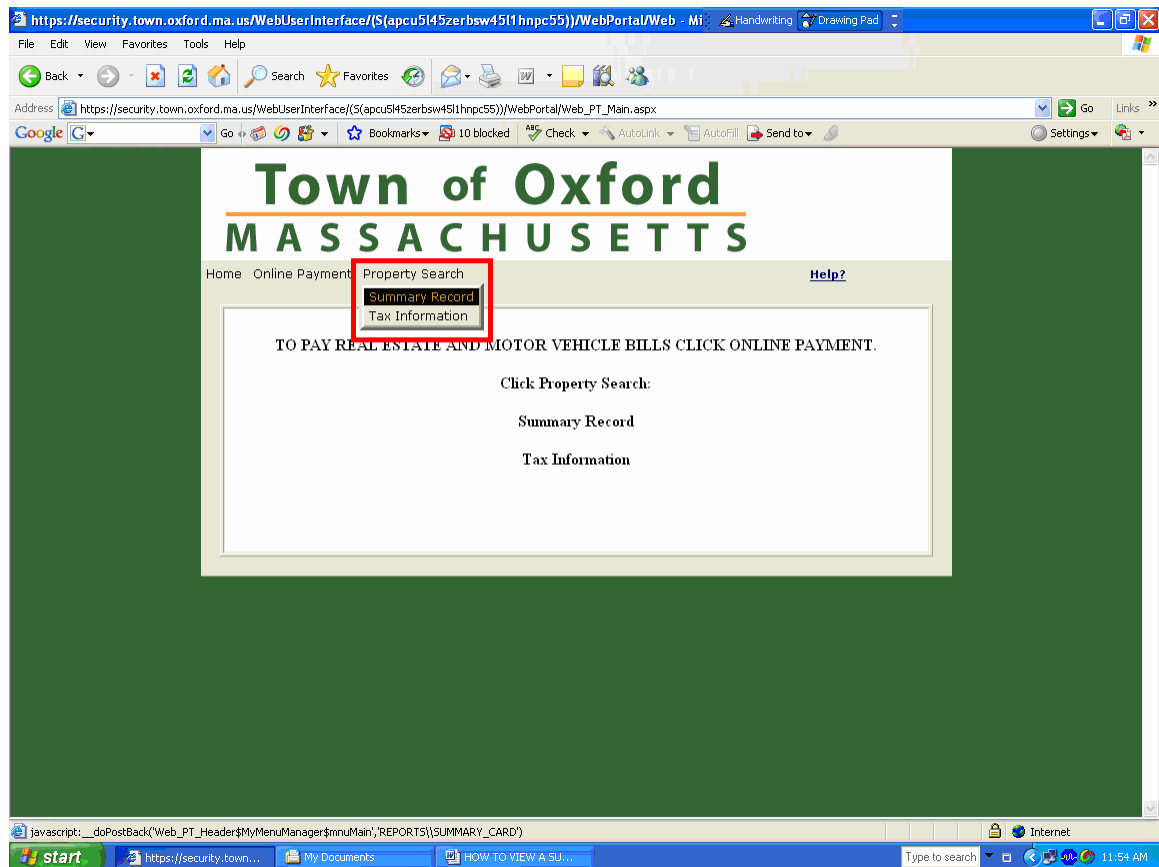
Meeting Calendar

Monday, September 10
[Board of Health](#)
5:00 PM - Oxford Town Hall
[Planning Board](#)
7:00 PM - Oxford Town Hall

Tuesday, September 11
[Selectmen's Meeting](#)
7:00 PM - Oxford Town Hall

Wednesday, September 12
[Board of Library Trustees](#)
4:00 PM - Oxford Free Public

STEP 2: On the next page scroll over the words **Property Search** to access a drop-down menu that says **Summary Record** and **Tax Information**. **Note: Your Summary Records Card contains your tax information.**

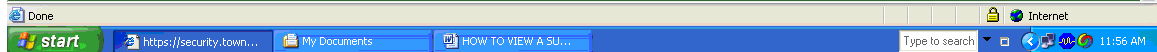


From STEP 2 click on **Summary Record** from the drop down menu.

STEP 3: Searching options are organized by **Owner's Name**, **Address**, or **Tax Map Number**. Click the corresponding circle to highlight the desired search method. (This can be found to the left of the searching method.)

For searching by Owner's Name refer to **PART A**
For searching by Address refer to **PART B**
For searching by Tax Map ID refer to **PART C**

TO SEARCH BY OWNERS NAME, SELECT **OWNER'S NAME** then click **Next step**.



STEP 4: SEARCHING BY OWNER'S NAME

On the next page there will be three boxes labeled **LAST NAME (required)**, **FIRST NAME**, and **FISCAL YEAR (required)**.

The screenshot shows a web browser window displaying the Town of Oxford, Massachusetts web portal. The page has a green header with the text "Town of Oxford MASSACHUSETTS" and navigation links for "Home", "Online Payment", "Property Search", and "Help?". The main content area is titled "Please complete the following step(s)" and "Enter Your Search Criteria". It contains three input fields: "Last Name (required)" with the value "Doe", "First name" with the value "John", and "Fiscal Year (required)" with the value "2007". Below these fields is a "Search" button, which is highlighted with a red rectangle. At the bottom of the form are two buttons: "Previous Step" and "To Continue". The browser's address bar shows the URL: "https://security.town.oxford.ma.us/WebUserInterface/(S(apcu5l45zerbsw45l1hnp55))/WebPortal/WEB_PT_MAIN.aspx?command=REPORTPARAMETERSTYLE". The taskbar at the bottom shows the Windows start button, a search bar, and several open applications including "My Documents" and "HOW TO VIEW A SU...".

Please enter your **LAST NAME** and the **FISCAL YEAR** in the corresponding boxes as these are **(required)** to access the database. You may also enter in the **FIRST NAME** to narrow your search but this is not required to view the SUMMARY RECORDS CARD. When you have completed entering your **LAST NAME** and the **FISCAL YEAR**, click on the box below that says **SEARCH**.

STEP 5: On the next page, you will see a similar page to the one you just viewed; however, there will be a box (below the search button) that has a parcel Id number, a year, and a name. Please click the box next to the **Parcel Id number, year, and name** that you want to view. This box can be found on the left underneath the word **Select**.

Enter Your Search Criteria

Last Name (required)

First name

Fiscal Year (required)

Select	Parcel Id	Year	Client
<input type="checkbox"/>	5406	2007	[REDACTED]
<input type="checkbox"/>	5422	2007	[REDACTED]
<input type="checkbox"/>	5441	2007	[REDACTED]
<input type="checkbox"/>	5410	2007	[REDACTED]
<input checked="" type="checkbox"/>	5421	2007	[REDACTED]
<input type="checkbox"/>	5457	2007	[REDACTED]
<input type="checkbox"/>	2663	2007	[REDACTED]
<input type="checkbox"/>	3581	2007	[REDACTED]
<input type="checkbox"/>	2062	2007	[REDACTED]
<input type="checkbox"/>	5401	2007	[REDACTED]
<input type="checkbox"/>	5407	2007	[REDACTED]
<input type="checkbox"/>	5412	2007	[REDACTED]

1 2

If your name is not listed on this page you must click the number 2 located in the lower right hand corner of the directory. This will bring you to the second page containing more name listings.

https://security.town.oxford.ma.us/WebUserInterface/(S(erjj3a45vjfwgrbomr1dx445))/WebPortal/WEB - Mic

File Edit View Favorites Tools Help

Back Forward Stop Home Search Favorites

Address https://security.town.oxford.ma.us/WebUserInterface/(S(erjj3a45vjfwgrbomr1dx445))/WebPortal/WEB_PT_MAIN.aspx?command=REPORTPARAMETERSTYLE

Google Go Bookmarks 10 blocked Check AutoLink AutoFill Send to Settings

Town of Oxford

MASSACHUSETTS

Home Online Payment Property Search [Help?](#)

Please complete the following step(s)

Enter Your Search Criteria

Last Name (required)

First name

Fiscal Year (required) 2007

Search

Parcel Id	Client
<input type="checkbox"/> 5458	2007 [REDACTED]
<input type="checkbox"/> 5976	2007 [REDACTED]
<input type="checkbox"/> 5399	2007 [REDACTED]
<input type="checkbox"/> 5554	2007 [REDACTED]
<input type="checkbox"/> 5440	2007 [REDACTED]
<input type="checkbox"/> 5216	2007 [REDACTED]

1 2

start https://security.town... My Documents HOW TO VIEW A SU... Type to search 12:32 PM

Once you have selected the property with the desired name, year, and Parcel Id, please click the **To Continue** button located on the bottom of the screen.

The screenshot shows a web browser window with the URL [https://security.town.oxford.ma.us/WebUserInterface/\(S\(au31fd55ix50jv45u011hq45\)\)/WebPortal/WEB_PT_MAIN.aspx?command=REPORTPARAMETERSTYLE](https://security.town.oxford.ma.us/WebUserInterface/(S(au31fd55ix50jv45u011hq45))/WebPortal/WEB_PT_MAIN.aspx?command=REPORTPARAMETERSTYLE). The page header displays "Town of Oxford MASSACHUSETTS" and navigation links for "Home", "Online Payment", "Property Search", and "Help?". The main content area is titled "Please complete the following step(s)" and "Enter Your Search Criteria". It contains three input fields: "Last Name (required)", "First name", and "Fiscal Year (required)" with the value "2007" entered. A "Search" button is located below these fields. Below the search area is a table with the following data:

Select	Parcel Id	Client
<input type="checkbox"/>	3959	2007

At the bottom of the form, there are two buttons: "Previous Step" and "To Continue". The "To Continue" button is highlighted with a red rectangular box. The Windows taskbar at the bottom shows the Start button, a search bar, and the system clock indicating 2:27 PM.

STEP 6: The next page will have the following:

The report you requested requires further information.

Parameter Field(s)

YEAR_ID Please Enter the Fiscal Year (required)

Value

In the box next to the word **Value**, again enter the fiscal year you wish to view.

Example: 2007

The screenshot shows a web browser window displaying the Town of Oxford, Massachusetts web portal. The page title is "Town of Oxford MASSACHUSETTS". The navigation bar includes links for "Home", "Online Payment", "Property Search", and "Help?". The main content area displays the message "The report you requested requires further information." Below this, under the heading "Parameter Field(s)", there is a form for "YEAR_ID: Please Enter the Fiscal Year (required)". The form has a label "Value" and a text input field containing "2007". A "Submit" button is located below the input field. The browser's address bar shows the URL "https://security.town.oxford.ma.us/WebUserInterface/(S(apcu5l45zerbsw45l1hnp55))/WebPortal/WEB_PT_MAIN.aspx?command=REPORTPARAMETERSTYLE". The Windows taskbar at the bottom shows the Start button, several open applications, and the system clock indicating 12:04 PM.

Then click **Submit** to view your Summary Records Card.

The SUMMARY RECORDS CARD also contains your tax information. You may wish to view this information; however, it may be located on a different page than the first page. To change pages of the SUMMARY RECORDS CARD simply click the arrow to the left or right (depending on which page you wish to view).

Town of Oxford
MASSACHUSETTS

Home Online Payment Property Search [Help?](#)

1 / 4 Main Report 100%

Town of Oxford 9/10/2007
Tax Map # 56A-A23
[Redacted Address]
OXFORD, MA 01540

<i>Class</i>	101 Single Family	<i>Property Type</i>	1 Residential
<i>Nbhd</i>	401	<i>Zoning</i>	R3 Residential
<i>Site Total</i>	4.78 Acres		
<i>FY 2007</i>		<i>Date</i>	1/1/1992
		<i>Method Use</i>	C.A.M.A.
		<i>Appr. Value</i>	\$231,900

[Mass Appr. Info.](#)

<i>Building</i>	<i>Land</i>	<i>Land Ag.</i>	<i>Misc.</i>	<i>Inc. GRM</i>	<i>Inc. DIR</i>	<i>Comp. Sales</i>
\$121,200	\$102,800		\$7,900			

[Building Summary](#)

Bldg Id. 5406.1 - 30 Linwood St

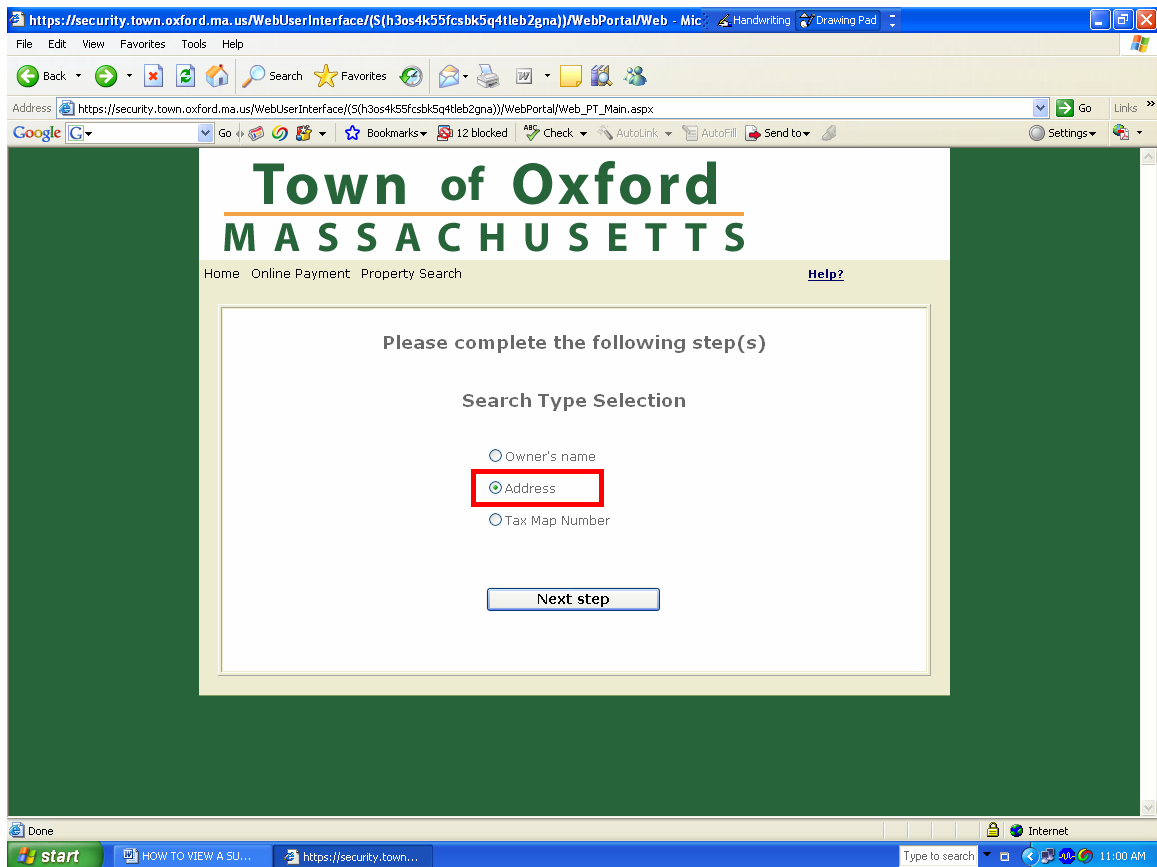
<i>Bldg. Style</i>	<i>Bldg Model</i>	<i>Occupancy</i>	<i>EYE</i>	<i>AYE</i>	<i>Total Val.</i>
Old Colonial	Residential	Old Colonial	1984	1935	\$121,200
			TOTAL VALUE		\$121,200.00

[Bldg Structural Elements](#)

Bldg Id. 5406.1 - 30 Linwood St

PART B: SEARCHING BY ADDRESS

FROM STEP 3 SELECT ADDRESS then click **Next Step**.



STEP 4: SEARCHING BY ADDRESS

On the next page there will be two boxes labeled **Street #** and **Street Name**.

Please enter the house number and the street name in the corresponding boxes. When this is completed please click the **Search** button located beneath the two boxes. **Note: Do not enter the abbreviations or words for street, road, blvd, etc. as this is not needed in the search and will not allow you to search the database properly.**

The screenshot shows a web browser window displaying the Town of Oxford website. The page title is "Town of Oxford MASSACHUSETTS". The navigation bar includes links for "Home", "Online Payment", "Property Search", and "Help?". The main content area is titled "Please complete the following step(s)" and "Enter Your Search Criteria". It contains two input fields: "Street #" with the value "325" and "Street name" with the value "Main". Below these fields is a "Search" button, which is highlighted with a red rectangle. At the bottom of the form are two buttons: "Previous Step" and "To Continue". The browser's address bar shows the URL: "https://security.town.oxford.ma.us/WebUserInterface/(S(h3os4k55fcsbk5q4tleb2gna))/WebPortal/WEB_PT_MAIN.aspx?command=REPORTPARAMETERSTYLE". The taskbar at the bottom shows the Windows Start button, a search bar, and several open applications, including "HOW TO VIEW A SU..." and "https://security.town...". The system clock in the bottom right corner indicates the time is 11:10 AM.

STEP 5: On the next page, you will see a similar page to the one you just viewed; however, there will be a box (below the search button) that has a parcel Id number, a year, and a name. Please click the box next to the **Parcel Id number, year, and name** that you want to view. This box can be found on the left underneath the word **Select**.

https://security.town.oxford.ma.us/WebUserInterface/(S(h3os4k55fcsbk5q4tleb2gna))/WebPortal/WEB - Mic: Handwriting Drawing Pad

File Edit View Favorites Tools Help

Back Search Favorites 12 blocked Check AutoLink AutoFill Send to Settings

Address https://security.town.oxford.ma.us/WebUserInterface/(S(h3os4k55fcsbk5q4tleb2gna))/WebPortal/WEB_PT_MAIN.aspx?command=REPORTPARAMETERSTYLE Go Links

Google

Town of Oxford

MASSACHUSETTS

Home Online Payment Property Search Help?

Please complete the following step(s)

Enter Your Search Criteria

Street # 325
Street name Main

Search

Parcel Id	Tax Map Number	Property location
<input checked="" type="checkbox"/> 3512	34C-C06	325 Main St

Previous Step To Continue

Done

start HOW TO VIEW A SU... https://security.town... untitled - Paint Type to search 11:15 AM

Once you have selected the property with the desired name, year, and Parcel Id, please click the **To Continue** button located on the bottom of the screen.

https://security.town.oxford.ma.us/WebUserInterface/(S(h3os4k55fcsbk5q4tleb2gna))/WebPortal/WEB - Mic

File Edit View Favorites Tools Help

Back Forward Stop Search Favorites

Address https://security.town.oxford.ma.us/WebUserInterface/(S(h3os4k55fcsbk5q4tleb2gna))/WebPortal/WEB_PT_MAIN.aspx?command=REPORTPARAMETERSTYLE Go Links

Google Go Bookmarks 12 blocked Check AutoLink AutoFill Send to Settings

Town of Oxford

MASSACHUSETTS

Home Online Payment Property Search Help?

Please complete the following step(s)

Enter Your Search Criteria

Street #

Street name

Select	Parcel Id	Tax Map Number	Property location
<input checked="" type="checkbox"/>	3512	34C-C06	325 Main St

Done

start HOW TO VIEW A SU... https://security.town... untitled - Paint Type to search Internet 11:15 AM

STEP 6: The next page will have the following:

The report you requested requires further information.

Parameter Field(s)

YEAR_ID Please Enter the Fiscal Year (required)

Value

In the box next to the word **Value**, again enter the fiscal year you wish to view.

Example: 2007

The screenshot shows a web browser window displaying the Town of Oxford, Massachusetts web portal. The page title is "Town of Oxford MASSACHUSETTS". The navigation bar includes links for "Home", "Online Payment", "Property Search", and "Help?". The main content area displays the message "The report you requested requires further information." Below this, under the heading "Parameter Field(s)", there is a form for "YEAR_ID: Please Enter the Fiscal Year (required)". The form has a label "Value" and a text input field containing "2007". A "Submit" button is located below the input field. The browser's address bar shows the URL "https://security.town.oxford.ma.us/WebUserInterface/(S(apcu5l45zerbsw45l1hnp55))/WebPortal/WEB_PT_MAIN.aspx?command=REPORTPARAMETERSTYLE". The Windows taskbar at the bottom shows the Start button, several open applications, and the system clock indicating 12:04 PM.

Then click **Submit** to view your Summary Records Card.

The SUMMARY RECORDS CARD also contains your tax information. You may wish to view this information; however, it may be located on a different page than the first page. To change pages of the SUMMARY RECORDS CARD simply click the arrow to the left or right (depending on which page you wish to view).

Town of Oxford
MASSACHUSETTS

Home Online Payment Property Search [Help?](#)

1 / 3 Main Report 100%

Town of Oxford 9/12/2007
Tax Map # 34C-C06
325 Main St
TOWN OF OXFORD Since September 1999
325 MAIN ST
OXFORD, MA 01540

<i>Class</i>	903 Municipalities	<i>Property Type</i>	9 Wholly Exempt
<i>Nbhd</i>	Commercial Average	<i>Zoning</i>	CB Central Business
<i>Site Total</i>	0.88 Acres		
<i>FY 2007</i>		<i>Date</i>	1/1/1992
		<i>Method Use</i>	C A M A
		<i>Appr. Value</i>	\$829,800

[Mass Appr. Info.](#)

<i>Building</i>	<i>Land</i>	<i>Land Ag</i>	<i>Misc.</i>	<i>Inc. GRM</i>	<i>Inc. DIR</i>	<i>Comp. Sales</i>
\$681,300	\$111,900		\$36,600			

[Building Summary](#)

Bldg Id. 3512.1 - 325 Main St

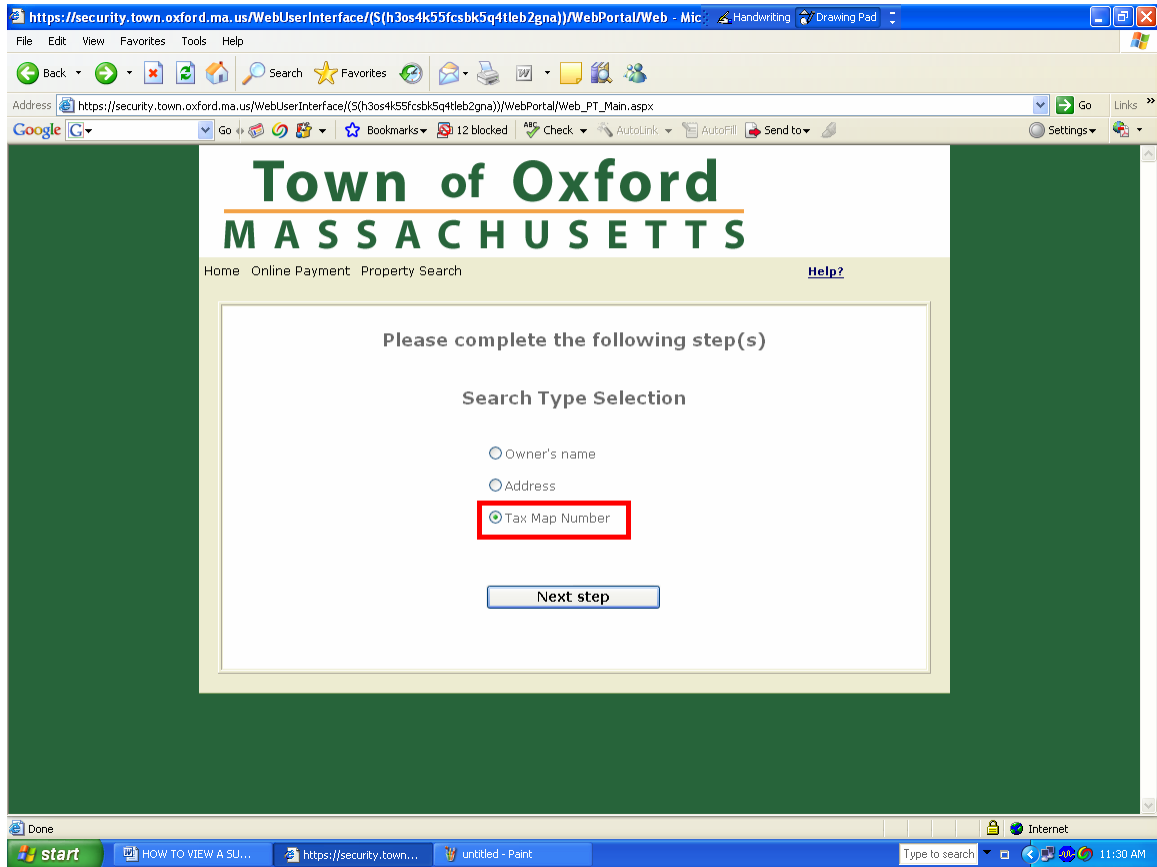
<i>Bldg. Style</i>	<i>Bldg Model</i>	<i>Occupancy</i>	<i>EYE</i>	<i>AYE</i>	<i>Total Val</i>
City/town Hall	Commercial	City/town Hall	1980	1882	\$681,300
			TOTAL VALUE		\$681,300.00

[Bldg Structural Elements](#)

Bldg Id. 3512.1 - 325 Main St

PART C: SEARCHING BY TAX MAP IDENTIFICATION

FROM STEP 3 SELECT TAX MAP NUMBER then click **Next Step**.



STEP 4: SEARCHING BY TAX MAP NUMBER

On the next page there will be a box labeled TAX MAP NUMBER. Please enter the Tax Map Identification Number in the corresponding box and click **Search**.

The screenshot shows a web browser window displaying the Town of Oxford, Massachusetts web portal. The address bar shows the URL: [https://security.town.oxford.ma.us/WebUserInterface/\(S\(h3os4k55fcsbk5q4tleb2gna\)\)/WebPortal/WEB_PT_MAIN.aspx?command=REPORTPARAMETERSTYLE](https://security.town.oxford.ma.us/WebUserInterface/(S(h3os4k55fcsbk5q4tleb2gna))/WebPortal/WEB_PT_MAIN.aspx?command=REPORTPARAMETERSTYLE). The page title is "Town of Oxford MASSACHUSETTS". Below the title, there are links for "Home", "Online Payment", "Property Search", and "Help?". The main content area is titled "Please complete the following step(s)" and "Enter Your Search Criteria". It contains a form with a "Tax Map Number" label and four input fields. The first field contains "34C" and the second field contains "C06". Below the input fields is a "Search" button, which is highlighted with a red rectangle. At the bottom of the form, there are two buttons: "Previous Step" and "To Continue". The browser's taskbar at the bottom shows the Start button, several open applications, and the system clock indicating 11:39 AM on 11/13/2011.

https://security.town.oxford.ma.us/WebUserInterface/(S(h3os4k55fcsbk5q4tleb2gna))/WebPortal/WEB - Mic: Handwriting Drawing Pad

File Edit View Favorites Tools Help

Back Forward Stop Home Search Favorites Refresh Print Mail Web Services

Address [https://security.town.oxford.ma.us/WebUserInterface/\(S\(h3os4k55fcsbk5q4tleb2gna\)\)/WebPortal/WEB_PT_MAIN.aspx?command=REPORTPARAMETERSTYLE](https://security.town.oxford.ma.us/WebUserInterface/(S(h3os4k55fcsbk5q4tleb2gna))/WebPortal/WEB_PT_MAIN.aspx?command=REPORTPARAMETERSTYLE) Go Links

Google G

Go Bookmarks 12 blocked Check AutoLink AutoFill Send to Settings

Town of Oxford

MASSACHUSETTS

Home Online Payment Property Search [Help?](#)

Please complete the following step(s)

Enter Your Search Criteria

Tax Map Number 34C C06

Search

Previous Step To Continue

start HOW TO VIEW A SU... https://security.town... untitled - Paint Type to search 11:39 AM

STEP 5: On the next page, you will see a similar page to the one you just viewed; however, there will be a box (below the search button) that has a parcel Id number, a year, and a name. Please click the box next to the **Parcel Id number, year, and name** that you want to view. This box can be found on the left underneath the word **Select**.

https://security.town.oxford.ma.us/WebUserInterface/(S(h3os4k55fcsbk5q4tleb2gna))/WebPortal/WEB - Mic Handwriting Drawing Pad

File Edit View Favorites Tools Help

Back Forward Stop Home Search Favorites RSS Print Mail AutoFill Send to Settings

Address https://security.town.oxford.ma.us/WebUserInterface/(S(h3os4k55fcsbk5q4tleb2gna))/WebPortal/WEB_PT_MAIN.aspx?command=REPORTPARAMETERSTYLE Go Links

Google Go Bookmarks 12 blocked Check AutoLink AutoFill Send to Settings

Town of Oxford MASSACHUSETTS

Home Online Payment Property Search [Help?](#)

Please complete the following step(s)

Enter Your Search Criteria

Tax Map Number 34C C06

Search

Select	Parcel Id	Tax Map Number	Property location
<input checked="" type="checkbox"/>	512	34C-C06	325 Main St

Previous Step To Continue

Done

start HOW TO VIEW A SU... https://security.town... untitled - Paint Type to search 11:41 AM

Once you have selected the property with the desired name, year, and Parcel Id, please click the **To Continue** button located on the bottom of the screen.

The screenshot shows a web browser window displaying the Town of Oxford, Massachusetts web portal. The page title is "Town of Oxford MASSACHUSETTS". The navigation bar includes links for "Home", "Online Payment", "Property Search", and "Help?". The main content area is titled "Please complete the following step(s)" and "Enter Your Search Criteria". It features a search form with "Tax Map Number" input fields containing "34C" and "C06", and a "Search" button. Below the search form is a table with the following data:

Select	Parcel Id	Tax Map Number	Property location
<input checked="" type="checkbox"/>	3512	34C-C06	325 Main St

At the bottom of the search results, there are two buttons: "Previous Step" and "To Continue". The "To Continue" button is highlighted with a red rectangular border.

STEP 6: The next page will have the following:

The report you requested requires further information.

Parameter Field(s)

YEAR_ID Please Enter the Fiscal Year (required)

Value

In the box next to the word **Value**, again enter the fiscal year you wish to view.

Example: 2007

The screenshot shows a web browser window displaying the Town of Oxford, Massachusetts web portal. The page title is "Town of Oxford MASSACHUSETTS". The navigation bar includes links for "Home", "Online Payment", "Property Search", and "Help?". The main content area displays the message "The report you requested requires further information." Below this, under the heading "Parameter Field(s)", there is a form for "YEAR_ID: Please Enter the Fiscal Year (required)". The form has a label "Value" and a text input field containing "2007". A "Submit" button is located below the input field. The browser's address bar shows the URL "https://security.town.oxford.ma.us/WebUserInterface/(S(apcu5l45zerbsw45l1hnp55))/WebPortal/WEB_PT_MAIN.aspx?command=REPORTPARAMETERSTYLE". The Windows taskbar at the bottom shows the Start button, several open applications, and the system clock indicating 12:04 PM.

Then click **Submit** to view your Summary Records Card.

The SUMMARY RECORDS CARD also contains your tax information. You may wish to view this information; however, it may be located on a different page than the first page. To change pages of the SUMMARY RECORDS CARD simply click the arrow to the left or right (depending on which page you wish to view).

Town of Oxford
MASSACHUSETTS

Home Online Payment Property Search [Help?](#)

1 / 3 Main Report 100%

Town of Oxford 9/12/2007
Tax Map # 34C-C06
325 Main St
TOWN OF OXFORD Since September 1999
325 MAIN ST
OXFORD, MA 01540

<i>Class</i>	903 Municipalities	<i>Property Type</i>	9 Wholly Exempt
<i>Nbhd</i>	Commercial Average	<i>Zoning</i>	CB Central Business
<i>Site Total</i>	0.88 Acres		
<i>FY 2007</i>		<i>Date</i>	1/1/1992
		<i>Method Use</i>	C A M A
		<i>Appr. Value</i>	\$829,800

[Mass Appr. Info.](#)

<i>Building</i>	<i>Land</i>	<i>Land Ag</i>	<i>Misc.</i>	<i>Inc. GRM</i>	<i>Inc. DIR</i>	<i>Comp. Sales</i>
\$681,300	\$111,900		\$36,600			

[Building Summary](#)

Bldg Id. 3512.1 - 325 Main St

<i>Bldg. Style</i>	<i>Bldg Model</i>	<i>Occupancy</i>	<i>EYE</i>	<i>AYE</i>	<i>Total Val</i>
City/town Hall	Commercial	City/town Hall	1980	1882	\$681,300
			TOTAL VALUE		\$681,300.00

[Bldg Structural Elements](#)

Bldg Id. 3512.1 - 325 Main St